

Vanguard LifeStrategy® Conservative Growth Fund

Balanced fund (stocks and bonds)

Fund facts

Risk level Low ←————→ High					Total net assets	Expense ratio as of 02/27/24	Ticker symbol	Inception date	Fund number
1	2	3	4	5	\$10,131 MM	0.12%*	VSCGX	09/30/94	0724

Investment objective

Vanguard LifeStrategy Conservative Growth Fund seeks to provide current income and low to moderate capital appreciation.

Investment strategy

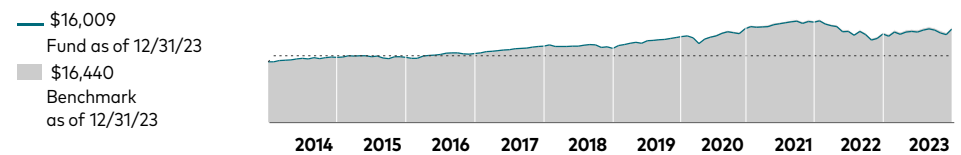
The fund invests in a mix of Vanguard mutual funds according to an asset-allocation strategy that reflects an allocation of approximately 59% of the fund's assets to fixed-income securities and 41% to common stocks. The targeted percentage of the fund's assets allocated to the underlying asset classes is: U.S. fixed-income securities 41.5%, U.S. stocks 25.0%, Foreign fixed-income securities 17.5%, Foreign stocks 16.0%.

The fund's indirect fixed-income holdings are a diversified mix of short-, intermediate-, and long-term U.S. government, U.S. agency, and investment-grade U.S. corporate bonds; mortgage-backed and asset-backed securities; and government, agency, corporate, and securitized investment-grade foreign bonds issued in currencies other than the U.S. dollar (but hedged by Vanguard to minimize foreign currency exposure). The fund's indirect stock holdings are a diversified mix of U.S. and foreign large-, mid-, and small-capitalization stocks.

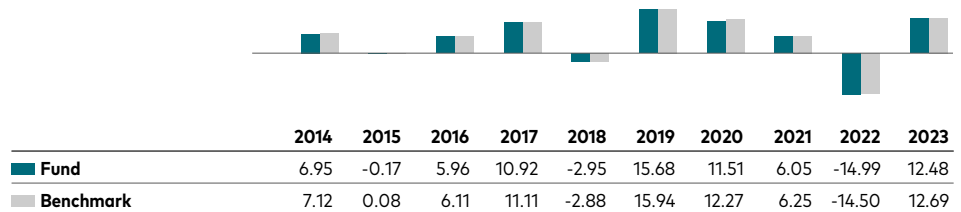
Benchmark

Conservative Growth Composite Index

Growth of a \$10,000 investment: January 31, 2014—December 31, 2023



Annual returns



Total returns

	Periods ended June 30, 2024					
	Quarter	Year to date	One year	Three years	Five years	Ten years
Fund	0.90%	3.63%	9.01%	0.35%	4.23%	4.62%
Benchmark	0.91%	3.69%	9.30%	0.67%	4.60%	4.90%

The performance data shown represent past performance, which is not a guarantee of future results. Investment returns and principal value will fluctuate, so investors' shares, when sold, may be worth more or less than their original cost. Current performance may be lower or higher than the performance data cited. For performance data current to the most recent month-end, visit our website at vanguard.com/performance. The performance of an index is not an exact representation of any particular investment, as you cannot invest directly in an index.

Figures for periods of less than one year are cumulative returns. All other figures represent average annual returns. Performance figures include the reinvestment of all dividends and any capital gains distributions. All returns are net of expenses.

* The acquired fund fees and expenses based on the fees and expenses of the underlying funds.

Conservative Growth Composite Index: Weighted 42% Bloomberg U.S. Aggregate Float Adjusted Index, 24% CRSP US Total Market Index, 18% Bloomberg Global Aggregate ex-USD Float Adjusted RIC Capped Index, and 16% FTSE Global All Cap ex US Index as of July 1, 2015. In prior periods, the composite was 48% Bloomberg U.S. Aggregate Float Adjusted Index, 28% CRSP US Total Market Index, 12% Bloomberg Global Aggregate ex-USD Float Adjusted RIC Capped Index, and 12% FTSE Global All Cap ex US Index through June 30, 2015; 60% Bloomberg U.S. Aggregate Float Adjusted Index, 28% MSCI US Broad Market Index, and 12% MSCI ACWI ex USA IMI Index through June 2, 2013; 40% Bloomberg U.S. Aggregate Float Adjusted Index, 28% MSCI US Broad Market Index, 20% Bloomberg U.S. 1-3 Year Credit Bond Index, and 12% MSCI ACWI ex USA IMI Index through November 30, 2011; 40% Bloomberg U.S. Aggregate Bond Index (with the Bloomberg U.S. Aggregate Float Adjusted Index used after December 31, 2009), 35% MSCI US Broad Market Index, 20% Bloomberg U.S. 1-3 Year Credit Bond Index, and 5% MSCI EAFE Index through December 15, 2010; 40% Bloomberg U.S. Aggregate Bond Index, 35% Dow Jones U.S. Total Stock Market Index, 20% Bloomberg U.S. 1-3 Year Credit Bond Index, and 5% MSCI EAFE Index through April 22, 2005; and 40% Bloomberg U.S. Aggregate Bond Index, 35% Dow Jones U.S. Total Stock Market Index, 20% Citigroup 3-Month Treasury Bill Index, and 5% MSCI EAFE Index through August 31, 2003. International stock benchmark returns are adjusted for withholding taxes.

Vanguard LifeStrategy Conservative Growth Fund

Balanced fund (stocks and bonds)

Allocation of underlying funds*



Total Bond Market II Index	42.2%
Total Stock Market Idx Fund	23.9%

Total Intl Bnd II	18.0%
Total Intl Stock Idx Fund	15.9%

*Fund holdings are subject to change.

Connect with Vanguard • [vanguard.com](https://www.vanguard.com)

Plain talk about risk

The fund is subject to several stock and bond market risks, any of which could cause an investor to lose money. However, based on the fund's current allocation between stocks and the less volatile asset class of bonds, the fund's overall level of risk should be higher than those funds that invest the majority of their assets in bonds, but lower than those investing entirely in stocks. In addition to the risks inherent in the asset classes of the underlying funds, the fund also is subject to asset allocation risk, which is the chance that the selection of underlying funds and the allocation of fund assets will cause the fund to underperform other funds with a similar investment objective. For further details on all risks, please refer to the fund's prospectus.

Note on frequent trading restrictions

Frequent trading policies may apply to those funds offered as investment options within your plan. Please log on to [vanguard.com](https://www.vanguard.com) for your employer plans or contact Participant Services at 800-523-1188 for additional information.

For more information about Vanguard funds or to obtain a prospectus, see below for which situation is right for you.

If you receive your retirement plan statement from Vanguard or log on to Vanguard's website to view your plan, visit [vanguard.com](https://www.vanguard.com) or call 800-523-1188.

If you receive your retirement plan statement from a service provider other than Vanguard or log on to a recordkeeper's website that is not Vanguard to view your plan, please call 855-402-2646.

Visit [vanguard.com](https://www.vanguard.com) to obtain a prospectus or, if available, a summary prospectus. Investment objectives, risks, charges, expenses, and other important information about a fund are contained in the prospectus; read and consider it carefully before investing.

Financial advisor clients: For more information about Vanguard funds, contact your financial advisor to obtain a prospectus.

Investment Products: Not FDIC Insured • No Bank Guarantee • May Lose Value

Vanguard LifeStrategy® Income Fund

Balanced fund (stocks and bonds)

Fund facts

Risk level Low ← → High	Total net assets	Expense ratio as of 02/27/24	Ticker symbol	Inception date	Fund number
1 2 3 4 5	\$3,947 MM	0.11%*	VASIX	09/30/94	0723

Investment objective

Vanguard LifeStrategy Income Fund seeks to provide current income and some capital appreciation.

Investment strategy

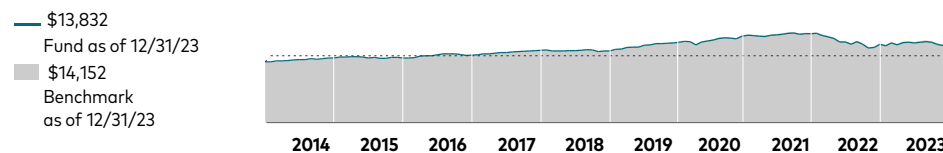
The fund invests in other Vanguard mutual funds according to a fixed formula that reflects an allocation of approximately 80% of the fund's assets to bonds and 20% to common stocks. The targeted percentage of the fund's assets allocated to each of the underlying funds is: Vanguard Total Bond Market II Index Fund 56%, Vanguard Total International Bond Index Fund/Vanguard Total International Bond II Index Fund 24%, Vanguard Total Stock Market Index Fund 12%, and Vanguard Total International Stock Index Fund 8%.

The fund's indirect bond holdings are a diversified mix of short-, intermediate-, and long-term U.S. government, U.S. agency, and investment-grade U.S. corporate bonds; mortgage-backed and asset-backed securities; and government, agency, corporate, and securitized investment-grade foreign bonds issued in currencies other than the U.S. dollar (but hedged by Vanguard to minimize currency exposures). The fund's indirect stock holdings are a diversified mix of U.S. and foreign large-, mid-, and small-capitalization stocks.

Benchmark

Income Composite Index

Growth of a \$10,000 investment: January 31, 2014—December 31, 2023



Annual returns

	2014	2015	2016	2017	2018	2019	2020	2021	2022	2023
Fund	6.76	0.22	4.58	6.98	-1.05	12.05	9.13	1.92	-13.93	9.48
Benchmark	6.84	0.47	4.79	7.15	-0.98	12.26	9.71	2.21	-13.66	9.61

Total returns

	Periods ended June 30, 2024					
	Quarter	Year to date	One year	Three years	Five years	Ten years
Fund	0.39%	1.46%	6.03%	-1.18%	1.97%	3.05%
Benchmark	0.42%	1.56%	6.29%	-0.95%	2.24%	3.28%

The performance data shown represent past performance, which is not a guarantee of future results. Investment returns and principal value will fluctuate, so investors' shares, when sold, may be worth more or less than their original cost. Current performance may be lower or higher than the performance data cited. For performance data current to the most recent month-end, visit our website at vanguard.com/performance. The performance of an index is not an exact representation of any particular investment, as you cannot invest directly in an index.

Figures for periods of less than one year are cumulative returns. All other figures represent average annual returns. Performance figures include the reinvestment of all dividends and any capital gains distributions. All returns are net of expenses.

* The acquired fund fees and expenses based on the fees and expenses of the underlying funds.

Income Composite Index: Weighted 56% Bloomberg U.S. Aggregate Float Adjusted Index, 24% Bloomberg Global Aggregate ex-USD Float Adjusted RIC Capped Index, 12% CRSP US Total Market Index, and 8% FTSE Global All Cap ex US Index as of July 1, 2015. In prior periods, the composite was 64% Bloomberg U.S. Aggregate Float Adjusted Index, 16% Bloomberg Global Aggregate ex-USD Float Adjusted RIC Capped Index, 14% CRSP US Total Market Index, and 6% FTSE Global All Cap ex US Index through June 30, 2015; 80% Bloomberg U.S. Aggregate Float Adjusted Index, 14% MSCI US Broad Market Index, and 6% MSCI ACWI ex USA IMI Index through June 2, 2013; 60% Bloomberg U.S. Aggregate Float Adjusted Index, 20% Bloomberg U.S. 1-3 Year Credit Bond Index, 14% MSCI US Broad Market Index, and 6% MSCI ACWI ex USA IMI Index through November 30, 2011; 60% Bloomberg U.S. Aggregate Bond Index (with the Bloomberg U.S. Aggregate Float Adjusted Index used after December 31, 2009), 20% MSCI US Broad Market Index, and 20% Bloomberg U.S. 1-3 Year Credit Bond Index through December 15, 2010; 60% Bloomberg U.S. Aggregate Bond Index, 20% Dow Jones U.S. Total Stock Market Index, and 20% Bloomberg U.S. 1-3 Year Credit Bond Index through April 22, 2005; and 60% Bloomberg U.S. Aggregate Bond Index, 20% Dow Jones U.S. Total Stock Market Index, and 20% Citigroup 3-Month Treasury Bill Index through August 31, 2003. International stock benchmark returns are adjusted for withholding taxes.

Vanguard LifeStrategy Income Fund

Balanced fund (stocks and bonds)

Allocation of underlying funds*



Total Bond Market II Index	56.2%
Total Intl Bnd II	24.2%

Total Stock Market Idx Fund	11.6
Total Intl Stock Idx Fund	8.0

*Fund holdings are subject to change.

Connect with Vanguard • [vanguard.com](https://www.vanguard.com)

Plain talk about risk

The fund is subject to several stock and bond market risks, any of which could cause an investor to lose money. However, based on the fund's current allocation between stocks and the less volatile asset class of bonds, the fund's overall level of risk should be higher than those funds that invest the majority of their assets in bonds, but lower than those investing entirely in stocks. In addition to the risks inherent in the asset classes of the underlying funds, the fund also is subject to asset allocation risk, which is the chance that the selection of underlying funds and the allocation of fund assets will cause the fund to underperform other funds with a similar investment objective. For further details on all risks, please refer to the fund's prospectus.

Note on frequent trading restrictions

Frequent trading policies may apply to those funds offered as investment options within your plan. Please log on to [vanguard.com](https://www.vanguard.com) for your employer plans or contact Participant Services at 800-523-1188 for additional information.

For more information about Vanguard funds or to obtain a prospectus, see below for which situation is right for you.

If you receive your retirement plan statement from Vanguard or log on to Vanguard's website to view your plan, visit [vanguard.com](https://www.vanguard.com) or call 800-523-1188.

If you receive your retirement plan statement from a service provider other than Vanguard or log on to a recordkeeper's website that is not Vanguard to view your plan, please call 855-402-2646.

Visit [vanguard.com](https://www.vanguard.com) to obtain a prospectus or, if available, a summary prospectus. Investment objectives, risks, charges, expenses, and other important information about a fund are contained in the prospectus; read and consider it carefully before investing.

Financial advisor clients: For more information about Vanguard funds, contact your financial advisor to obtain a prospectus.

Investment Products: Not FDIC Insured • No Bank Guarantee • May Lose Value