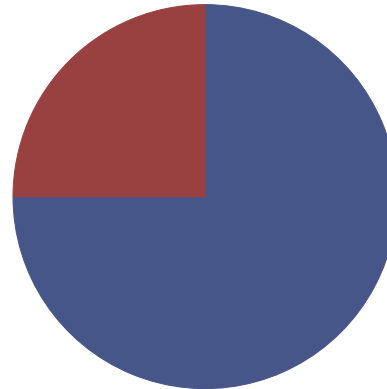


WA Capital Preservation Allocation

Investment Objective

Our Capital Preservation Allocation is designed for our most conservative investors whose goal is to preserve capital.

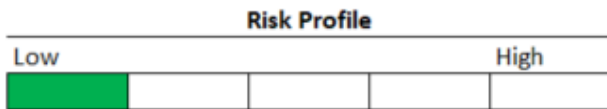
Asset Allocation



	%
• Cash	75.0
• Fixed Income	25.0
Total	100.0

Portfolio Characteristics

SEC Yield	4.53%
Net Expense Ratio	0.19%
Number of Funds	3



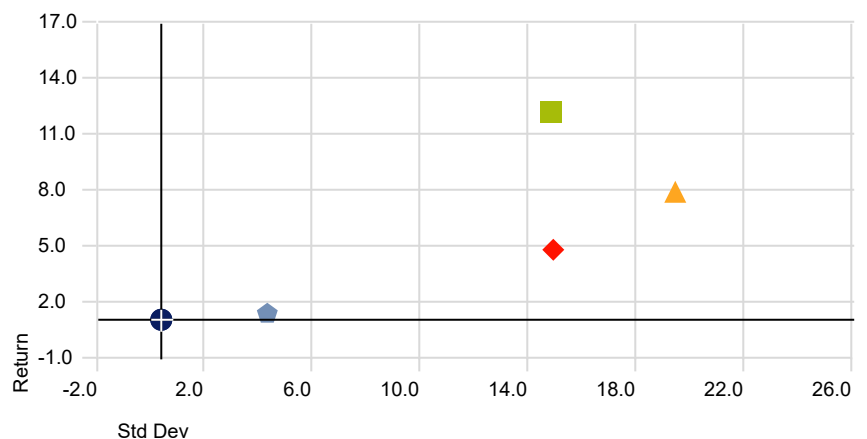
Trailing Returns

	YTD	1 Year	3 Years	5 Years	10 Years
AFT Capital Preservation Allocation	1.49%	2.86%	1.06%	1.41%	0.97%
S&P 500 TR USD	9.17%	2.66%	14.52%	11.45%	12.20%
Russell 2000 TR USD	0.89%	-3.65%	11.90%	4.15%	7.88%
MSCI EAFE NR USD	11.53%	8.42%	11.68%	3.63%	4.76%
Bloomberg US Agg Bond TR USD	3.59%	-0.43%	-3.15%	1.18%	1.32%

Risk-Reward

Time Period: 5/1/2013 to 4/30/2023

- AFT Capital Preservation Allocation
- S&P 500 TR USD
- ▲ Russell 2000 TR USD
- ◆ MSCI EAFE NR USD
- ◆ Bloomberg US Agg Bond TR USD





Important Disclosure Information

Please Note: The Allocations do not reflect the deduction of a Waverly Advisors investment management fee, which would reduce the reflected results. For example, a 1.00% investment management fee incurred over a 10 year period would reduce a 10% gross return to 8.9% net return.

Please Note: Past performance may not be indicative of future results. Different types of investments and/or investment strategies involve varying levels of risk, and there can be no assurance that any specific investment or investment strategy (including the investments purchased and/or investment strategies devised or undertaken by Waverly Advisors) will be either suitable or profitable for a client's or prospective client's portfolio. Therefore, no current or prospective client should assume that future performance would be profitable, equal the performance results reflected, or equal any corresponding historical benchmark and/or combination thereof. The historical performance results (as represented by each allocation) is provided for education purposes only to assist an individual client or prospective client in determining whether a certain model portfolio meets, or continues to meet, his/her investment objective(s) and risk tolerance.

Each asset allocation portfolio results reflect hypothetical, back-tested results, that were achieved by means of the retroactive application of a back-tested portfolio and, as such, the corresponding results have inherent limitations, including: (1) the portfolio results do not reflect the results of actual trading using client assets, but were achieved by means of the retroactive application of each of the referenced portfolios, certain aspects of which may have been designed with the benefit of hindsight; (2) back tested performance may not reflect the impact that any material market or economic factors might have had on the adviser's use of the hypothetical portfolio if the portfolio had been used during the period to actually manage client assets; and, (3) for various reasons (including the reasons indicated above), Waverly Advisors' clients may have experienced investment results during the corresponding time periods that were materially different from those portrayed in the portfolio.

All performance results have been compiled by Waverly Advisors, and have not been independently verified. Information pertaining to Waverly Advisors' advisory operations, services and fees is set forth in Waverly Advisors' current disclosure statement on Part 2A of Form ADV, a copy of which is available from Waverly Advisors upon request. In the event that there has been a change in a client's investment objectives or financial situation, he/she/it is encouraged to advise Waverly Advisors immediately.

ANY QUESTIONS: Waverly Advisors' Chief Compliance Officer, Andrea W. Johnson, remains available to address any questions regarding the performance presentation.